

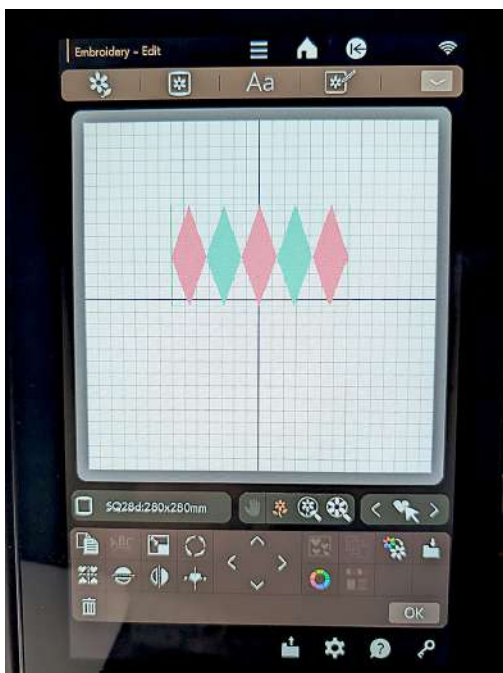
## How to set up words using the Atomic Alphabet AND the Optional Background Diamonds PLUS a Color Chart for the Diamonds

As a special addition to this S4H Atomic Design Collection, digitizing expert Michele Mishler included a set of background diamonds you can use to accent the letters of the included Atomic Alphabet.

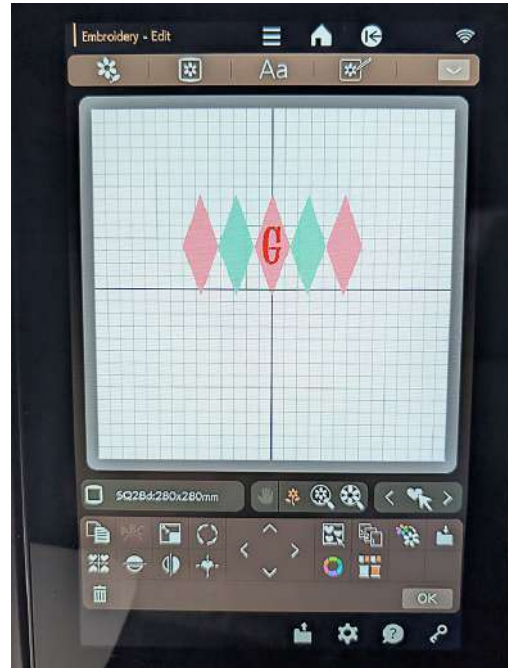
There are three selections of backgrounds: a group of THREE, a group of FOUR and a group of FIVE. They could also be combined to make larger groups.

As with all the embroidery components, the background diamonds are offered in seven major machine embroidery formats: ART, EXP, JEF, JPX, PES, VIP and VP3.

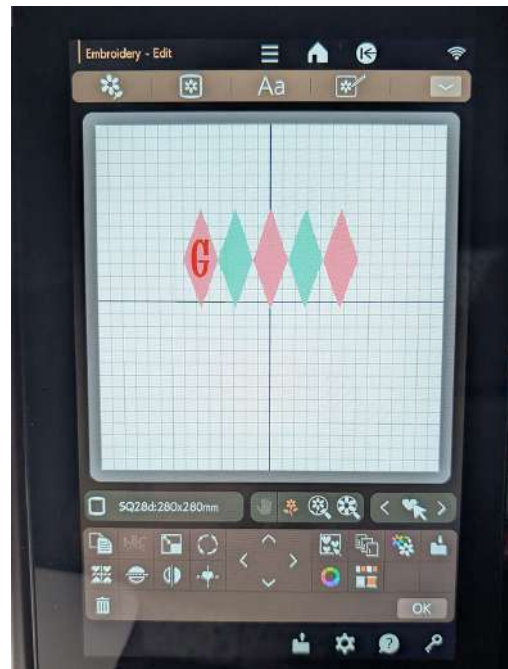
1. To use the backgrounds with the letters, use the Edit Screen of your embroidery machine.
2. Open the desired background.



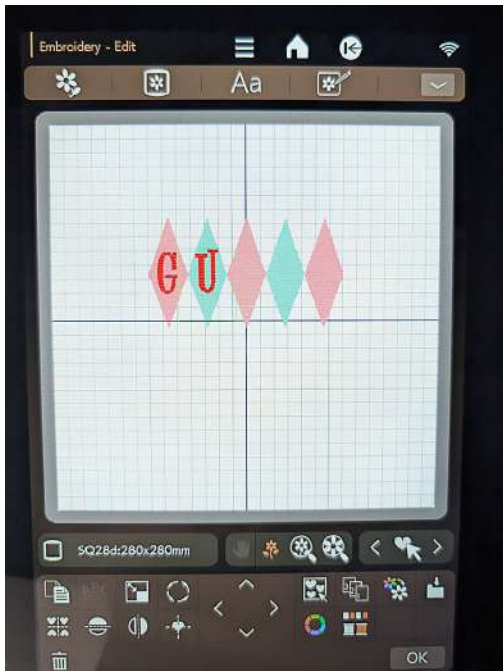
3. Open the individual letters one at a time.



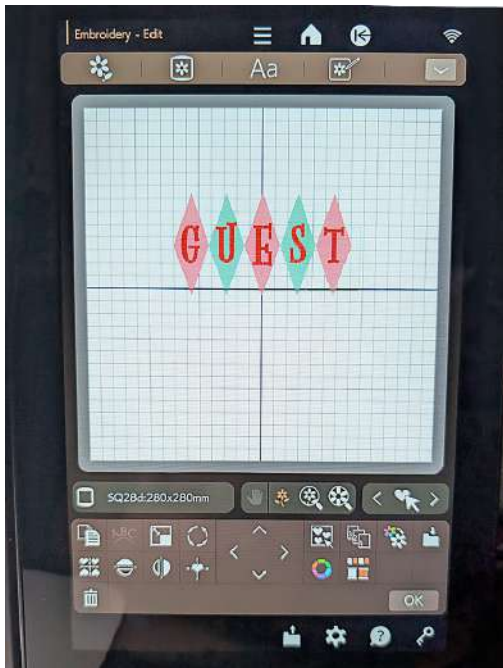
4. Move each letter left or right, centering the letter in a diamond.



5. The position of the diamonds should match the position of the letters.



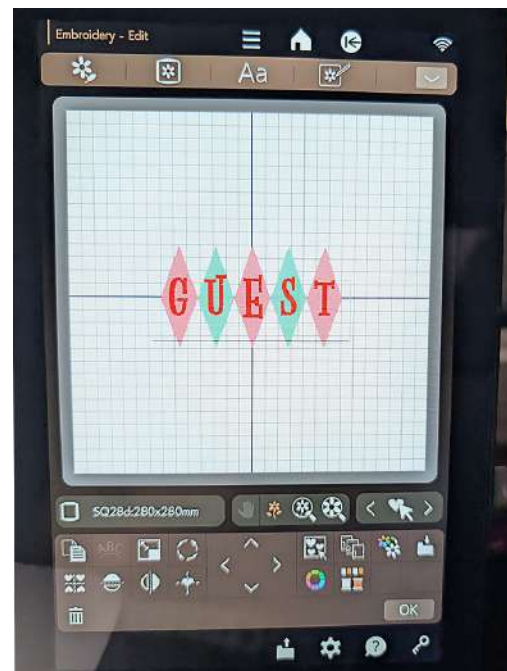
6. For machines that automatically center designs on the screen, you may need to adjust the group of diamonds up or down once the letters are aligned.



7. If your embroidery machine has the option, group the lettering and background diamonds, and move to center.



8. If your embroidery machine has the option, color sort so that the lines of basting are grouped and the lettering is grouped. You are now ready to stitch.



- The main embroidery screen will show 4 colors, Light Jade and Bright Pink for the background diamonds, Black for the line of basting and a Color of Choice for each letter.




- Advance through the design color by color to skip the line of basting, stitching only the diamonds and letters. Repeat until the design is complete.

**Atomic Font 1 1/8" (27 mm)**


- |              |              |
|--------------|--------------|
| 1. Black     | Basting line |
| 2. Any Color | Letter       |

**Background Diamonds THREE 3 3/8" x 3" (84 mm x 79 mm) 6,094 Stitches**


1. Light Jade
2. Bright Pink

**Background Diamonds FIVE. 5 1/2" x 3" (141 mm x 78 mm) 10,185 Stitches**

1. Light Jade
2. Bright Pink

**Background Diamonds FOUR 4 3/8" x 3" (112 mm x 79 mm). 8,140 Stitches**

1. Light Jade
2. Bright Pink



*All Sew4Home patterns, instructions and embroidery designs are copyrighted and are for personal use only. All material (projects, artwork, text, patterns, photos, etc.) is protected under the copyright laws. Manufacturing of products made from S4H's original designs for mass production or commercial use is strictly prohibited.*